


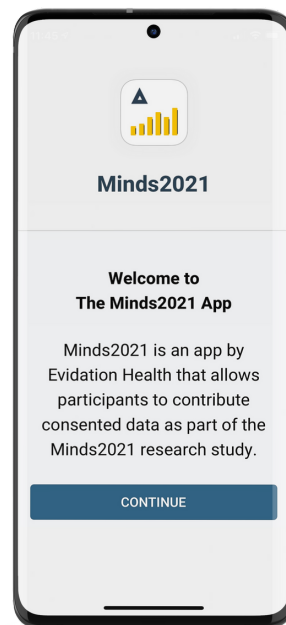
# Setting up the Minds2021 app

1



Download the Minds2021 app on your iPhone. You will have received an email with a link to the Apple App Store prompting you to download the app. You can also find the link on the participant support webpage

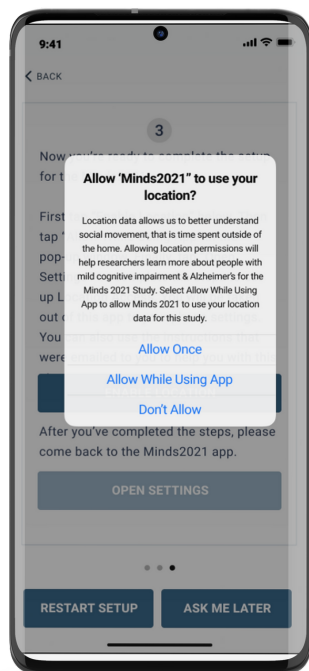
2



Open the Minds2021 app on your iPhone.

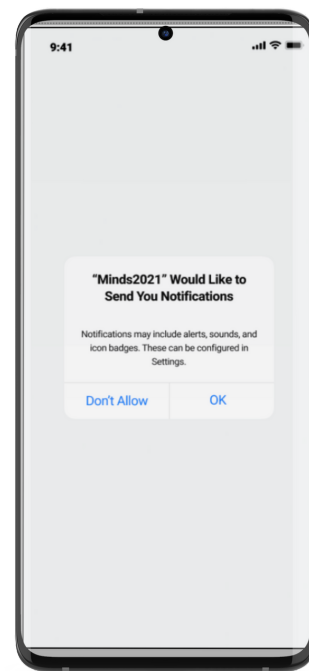
3

If you see the following pop-up message, you can select either "Ask Later" to continue through and review the set up instructions in the app or select "Go to settings" to set location access to "Always" in the Minds 2021 app settings in your phone.



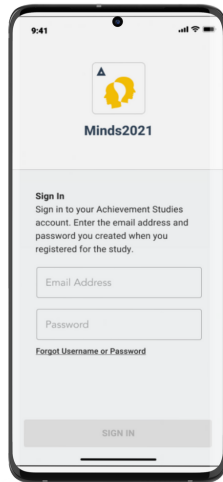
4

If you see the message "Minds2021 would like to send you notifications," click Allow. Allowing notifications will allow the Minds2021 app to send you your daily survey and other study activity reminders.



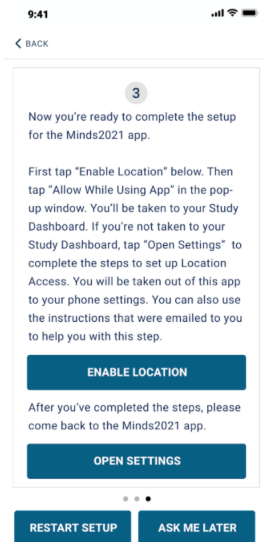
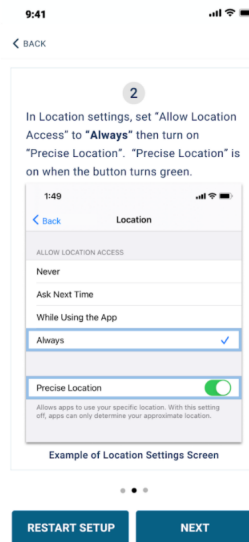
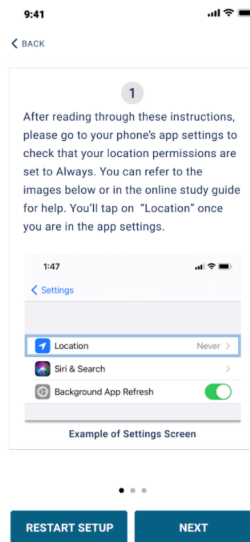
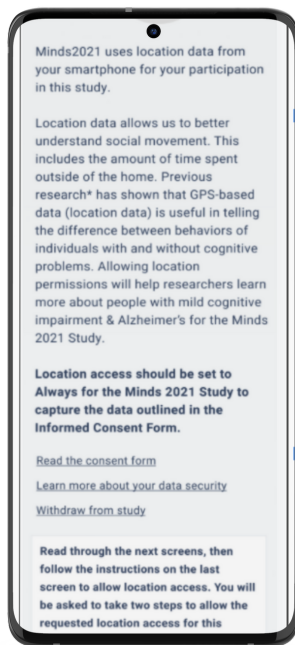
# Setting up the Minds2021 app

# 5



Sign in to your Minds2021 account. Sign in with the email address and password you created when you registered for the study.

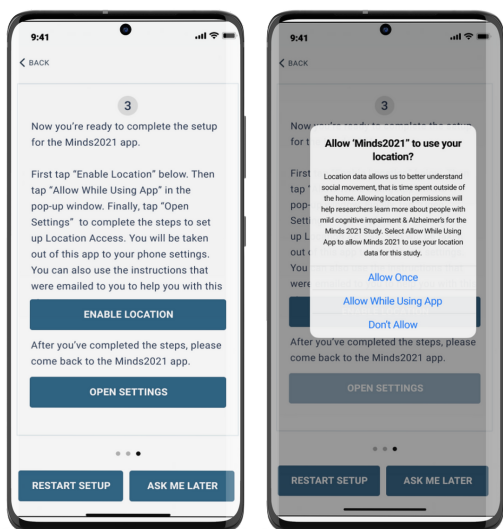
# 6



Review the instructions for allowing location access on the following screens.

# Setting up the Minds2021 app

7

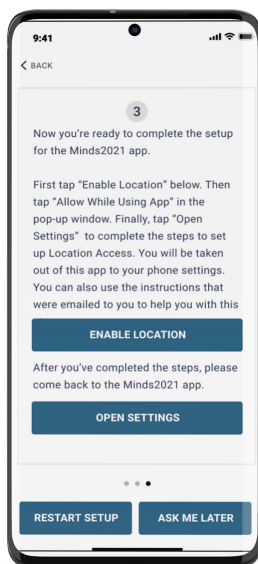


Tap on the Enable Location. Tap “Allow While Using App.”

8

You’ll be taken to your Study Dashboard. If you’re not taken to your Study Dashboard, tap **Open Settings** to complete the steps to set up Location Access. You will be taken out of this app to your phone settings. Follow the instructions outlined in the next steps.

9

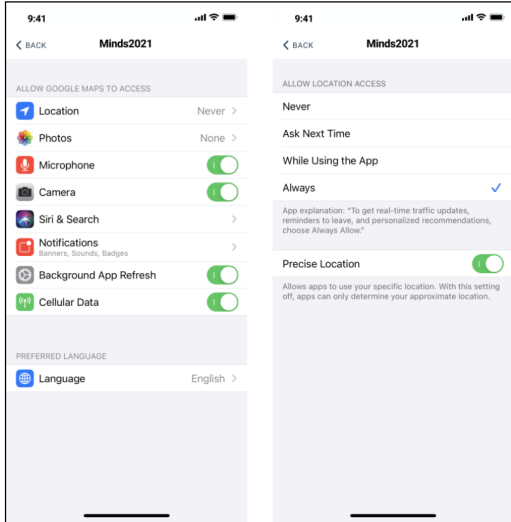


Tap the **Open Settings** button. Tap **Open Settings** if you were not directly taken to your Study Dashboard. You will be taken to the Minds 2021 app settings on your phone. You can refer here to follow step by step.

If you tap **Ask Me Later**, you will be taken to the study dashboard and will be reminded to allow location access in your phone settings. You will not be able to proceed with the next steps in the study until this has been completed.

# Setting up the Minds2021 app

10



Check location permissions on your phone. Go to your phone Settings. Scroll down to the Minds2021 app. Once in the Minds2021 app Settings, tap on Location. In Location settings, set Allow Location Access to Always then turn on Precise Location. Precise Location is on when the button turns green.

11

Return to the Minds2021 app. If you have any questions please reach out to us anytime by emailing or calling Achievement Studies support or by contacting your Study Partner.